



Yes, you can.®

> rea Spirea®²

Light-handling & high durability

Rea™ **Spirea®²** is an exciting and durable, lightweight folding wheelchair perfect for everyday use. Designed from the ground up using client input & feedback, the Rea™ **Spirea®²** is light handling, minimal adjustment requirements, high technical quality and low maintenance make it the choice for users, carers and engineers alike.



Confidence in posture solutions



➤ **Easy & Effortless...**

Easy-roll design principles underpin the Red™ **Spirea**^{®2} construction, making wheeling and self-propulsion effortless & trouble-free. Height-adjustable push handles and rear wheel position adjustment options enhance the **Spirea**^{®2} ultra-light manoeuvrability, while the solid Scandinavian-designed chassis negates wheeling resistance.

➤ **Optimal Manoeuvrability**

Spirea^{®2} makes negotiating corners and narrow spaces a joy with easy to remove flip-up armrests and leg rests that swing snugly under the seat.

➤ **High Modular Compatibility & Stability**

The **Spirea**^{®2} benefits from a strong Swedish design tradition for safety with its durable, high stability- low maintenance, aluminium frame. Its frame construction boasts a unique cross brace system affording dual-directional stability; a feature unavailable in any other wheelchair model on the market today.

Components from wheels to leg rests and arm rests enjoy almost full inter-model compatibility. The **Spirea**^{®2} requires no more than 3 easy-to-use, handheld tools to execute all these tasks.

➤ **Transport Efficient**

The **Spirea**^{®2} is a versatile, lightweight wheelchair. Its basic configuration weighs a mere 15 kg and is easily folded by lifting the sides of the seats inwards.



Options



Ready to roll...

Rea™ *Spirea*®2 with 16" rear wheels inserted into alternative rear wheel attachment for a practical transport version.



Tension adjustable backrest

To be used for increasing shape and form of the backrests.



Plaster legrests

Spirea®2 can be equipped with leg rest and anti-tip devices offering a fixed, stable 90 degrees support. Enhanced stability provided by set back rear wheel placement.




Legrests

Hanger types with either fixed or adjustable footplates.
Fixed, Angle-adjustable, Plaster and Amputee.




Armrests

Short, long or wide pad armrests.
Flip Up, Detachable & Hemiplegic.



Push handles

Fully-adjustable push handles located behind the backrest.



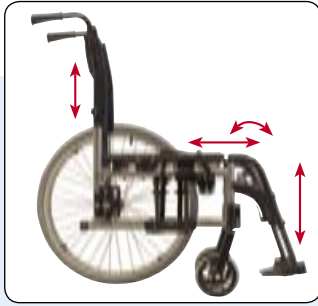
Anti-tip Device

Easy to use height-adjustable, anti-tip devices. For adjustment, just press the small plate. Tube end serves as lever.



Crutch Holder

Easy-to-open adjustable straps for attaching crutches.



Adjustable

Rea™ **Spirea**² boasts easy adjustment of the following components:
Backrest height, Seat depth,
Castor angle, Seat height



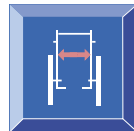
Standard equipment

Rea™ **Spirea**² is fully equipped with:
Depth-adjustable sling seat and backrest,
Flip-up armrest, Angle fixed hangers
and footplates, 24" pneumatic rear
wheels with aluminium hand rim, Brakes,
Push handles, 6" castors fitted in angle-
adjustable, castor housing units.

Accessories

- Backrest bar.
- Infinity or similar anti decubitus cushion.
- Lock kit for armrests.
- Castors 5-8".
- Rear wheels 16, 22, 24.
- Different tyres, Spoke guards and handrims.
- Assistant manoeuvred drum brakes.
- Safety belt.
- Brake lever extension.
- Reflector kit.
- Table tray with or without lock.
- Tension adjustable seat upholstery.

Technical data



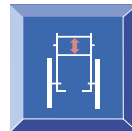
38, 40,5, 45,5,
51 cm



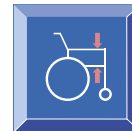
40 cm (-5)
45 cm (-5)



38 - 50,5 cm



38 - 46 cm



19 - 29 cm



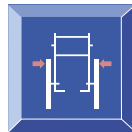
32,7 - 52 cm



0° - 6°



10°



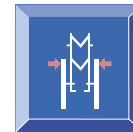
Seat width + 20 cm



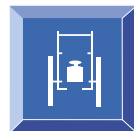
76 - 96,5 cm



90 - 115 cm



29 cm



15,3 kg



Max 125 kg



Transportweight:
8,5 kg



Crash tested *

* Our wheelchairs complying with ISO norm 7176-19 have additional features providing increasing level of occupant security and safety whilst travelling in a motor vehicle. See manual for more information.

Frame color



Pearl Grey

Upholstery



Black Jemima



Grey plush

All information quoted is believed to be correct at time of print.
Invacare® reserves the right to alter product specifications without prior consultation.



INVACARE® Rea AB
Box 200 · Växjövägen 303
SE-343 75 DIÖ · Sweden
Tel: +46 476 535 00 · Fax + 46 476 535 99
www.invacare-rea.com

